

# BackBeat FIT 500 SERIES

User Guide

# Contents

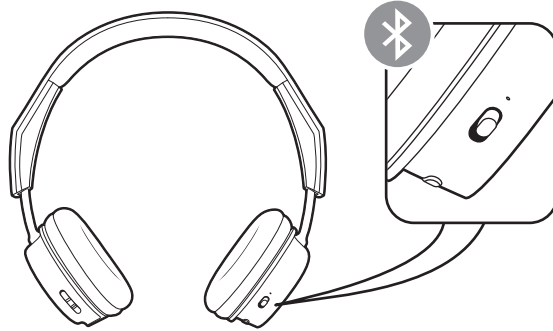
Pair	3
Get Paired	3
Pair second device	3
Pair to Mac	3
Charge and fit	4
Charge	4
The basics	5
Headset overview	5
Power on/off	5
Play/pause music	5
Track selection	5
Activate voice assistant	5
Make/Take/End Calls	5
Mute	6
Find your headset	6
Support	7

# Pair

## Get Paired

The first time you power on your headphones, the pairing process begins.

- 1 Slide the power switch on. You hear "pairing" and the LEDs flash red and blue.



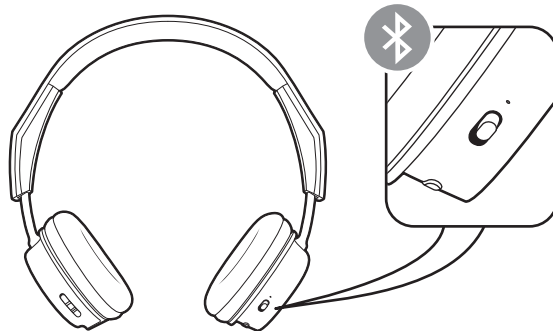
- 2 Activate **Bluetooth®** on your phone and set it to search for new devices.
  - **iPhone Settings > Bluetooth > On\***
  - **Android Settings > Bluetooth: On > Scan for devices\***

**NOTE** \*Menus may vary by device.

- 3 Select "PLT BBFIT500 Series."  
If necessary, enter four zeros (0000) for the passcode or accept the connection.  
Once successfully paired, you hear "pairing successful" and the LEDs stop flashing.

## Pair second device

- 1 Slide and hold the power button towards the Bluetooth icon until the LEDs flash red and blue.



- 2 Select "PLT BBFIT500 Series" in your device's Bluetooth Settings.

## Pair to Mac


If your Mac is Bluetooth enabled, you can pair your headset to it.

- 1 Place your headset in pair mode (slide and hold the power button towards the Bluetooth icon). You will hear "pairing" and the LEDs will flash red and blue.
- 2 On your Mac, choose **Apple menu > System Preferences > Bluetooth**.
- 3 Click Set Up New Device or "+", select "PLT BBFIT500 series stereo" and follow the onscreen instructions.

# Charge and fit

## Charge

It takes up to 2.5 hours to fully charge your headphones. The LEDs turn off once charging is complete.

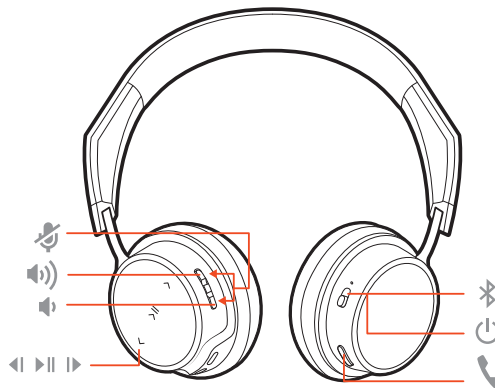











**TIP** To check the headphones battery status, tap the Call button while wearing your headphones. Headphones must be in idle state.

Your headphones have up to 18 hours of listening time.

# The basics

## Headset overview



	Mute/unmute
	Volume up
	Volume down
	Play/pause music
	Track forward
	Track backward
	Bluetooth pair button
	Power on/off
	Call button

### Be safe

Please read the safety guide for important safety, charging, battery and regulatory information before using your new headset.

### Power on/off

Slide the switch  to power on or off.


### Play/pause music

Tap the Play/pause  button.

### Track selection


Tap the Forward  button or Back  button to control the track selection.

### Activate voice assistant


If your smartphone has a voice-enabled assistant, press and hold the Call  button for 2 seconds and wait for the phone prompt.

### Make/Take/End Calls

#### Answer or end a call

Tap the Call  button.

#### Decline a call

Press and hold the Call  button for 2 seconds.

**Call back last call (smartphone)**

To dial your last number you dialed, double-tap the Call  button.

**Mute**

During a call, press the volume up and down buttons. You hear "mute on/off."

**Find your headset**

Most headsets are found under car seats, in pockets or on a messy desk. For less obvious locations, locate your headset by sending a tone to find it.

- 1 Download the Plantronics Hub app for iOS and Android by visiting [plantronics.com/software](https://plantronics.com/software).
- 2 Locate your lost headset by using Find MyHeadset within the Plantronics Hub app.

# Support

---

<b>EN</b> 0800 410014	<b>FI</b> 0800 117095	<b>NO</b> 80011336
<b>AR</b> +44 (0)1793 842443*	<b>FR</b> 0800 945770	<b>PL</b> +44 (0)1793 842443*
<b>CS</b> +44 (0)1793 842443*	<b>GA</b> 1800 551 896	<b>PT</b> 800 84 45 17
<b>DA</b> 80 88 46 10	<b>HE</b> +44 (0)1793 842443*	<b>RO</b> +44 (0)1793 842443*
<b>DE</b> Deutschland 0800 9323 400 Österreich 0800 242 500 Schweiz 0800 932 340	<b>HU</b> +44 (0)1793 842443*	<b>RU</b> 8-800-100-64-14 +44 (0)1793 842443*
<b>EL</b> +44 (0)1793 842443*	<b>IT</b> 800 950934	<b>SV</b> 0200 21 46 81
<b>ES</b> 900 803 666	<b>NL</b> NL 0800 7526876 BE 0800 39202 LUX 800 24870	<b>TR</b> +44 (0)1793 842443*

---

*\*Support in English*

For warranty details, go to [plantronics.com/warranty](http://plantronics.com/warranty).

## NEED MORE HELP?

[plantronics.com/support](http://plantronics.com/support)

**plantronics®**  
Simply Smarter Communications™

### Plantronics, Inc.

345 Encinal Street  
Santa Cruz, CA 95060  
United States

### Plantronics B.V.

Scorpius 171  
2132 LR Hoofddorp  
Netherlands

© 2017 Plantronics, Inc. BackBeat and Plantronics are trademarks of Plantronics, Inc. registered in the US and other countries, and Plantronics Hub is a trademark of Plantronics, Inc. Bluetooth is a registered trademark of Bluetooth SIG, Inc. and any use by Plantronics, Inc. is under license. All other trademarks are the property of their respective owners.

Patents pending.

211262-06 (09.17)