

plantronics®

LEARN MORE

M20™ and M50™

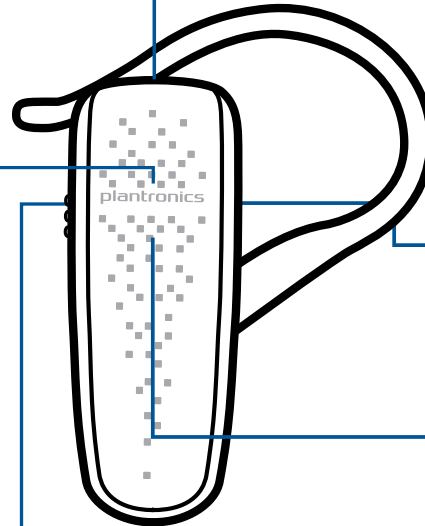
TAKE A GOOD LOOK

CALL BUTTON

- **Take a call or end it** (1 tap)
- **Redial** (2 taps)
- **Initiate phone's voice-dialing**
(2-second press until tone is heard)
- **Reconnect lost Bluetooth connection**
(1 tap if the headset doesn't automatically reconnect)
- **Activate pairing mode after initial set up**
(press until red/blue LED flashes)
- **Activate multipoint** (2-second press while switching on power)

POWER SWITCH

- **On** (slide to reveal black)
- **Off** (slide to reveal red)



MICRO USB CHARGING PORT

- **Use with the AC wall charger:**
1 hour before first use
2 hours (100% charge)
- **Do not use headset while charging**

VOLUME BUTTONS

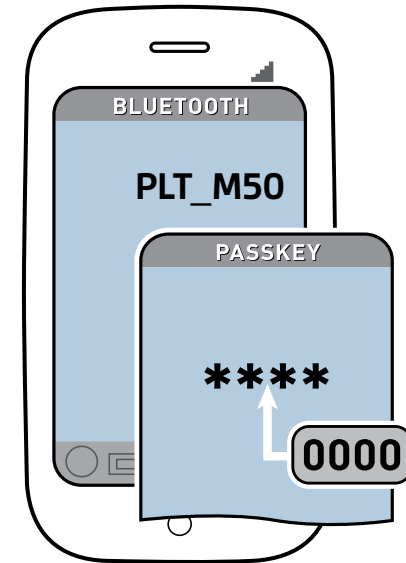
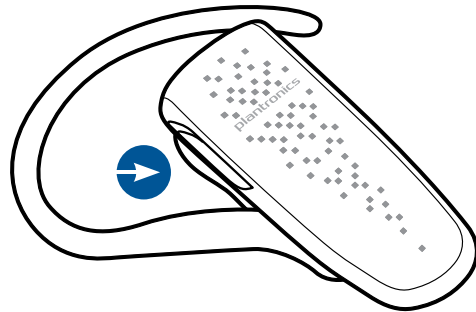
- **Volume presets** (1 tap per level change)

LED

- **Charging** (solid red)
- **Low battery** (3 red flashes at powering on)
- **Pairing mode** (repeating red/blue flashes)

Your headset may look slightly different than the illustration, but will still work as described.

CONNECT TO YOUR PHONE



“Pairing” is the set-up process of introducing your headset to your phone. Before using your headset for the first time, you must pair it with your Bluetooth-enabled phone.

“Multipoint” lets you pair this headset with two phones so you can answer a call from either phone. You must activate multipoint before pairing second phone.

1. READY

First Time, Right Out of the Box:

Turn on the headset. The LED flashes red/blue to indicate pairing mode.

Activate Multipoint (for 2nd phone):

While pressing Call button, turn on the headset and continue pressing Call button until LED flashes blue twice. Repeat to turn off multipoint.

Pair New or Second Phone:

Turn on headset. Press Call button until the LED flashes red/blue.

2. SET

Activate the Bluetooth feature on your phone, then get phone to add / search / discover new Bluetooth devices.

Phones Have Different Menus to Select from, for example:

iPhone: Settings > General > Bluetooth > On (starts the search for devices)

BlackBerry® smartphone: Settings/options > Bluetooth: On > Search for devices

Android™: Settings > Wireless & Networks > Bluetooth: On > Scan for devices

3. CONNECT

Select “PLT_M20” or “PLT_M50” from the list of Bluetooth devices shown on your phone.

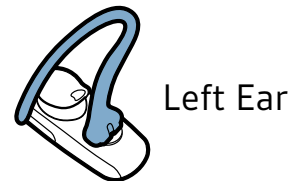
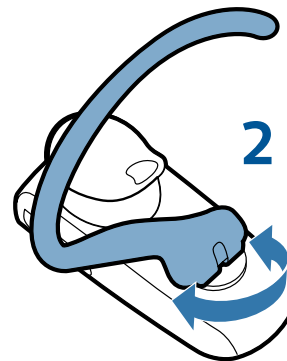
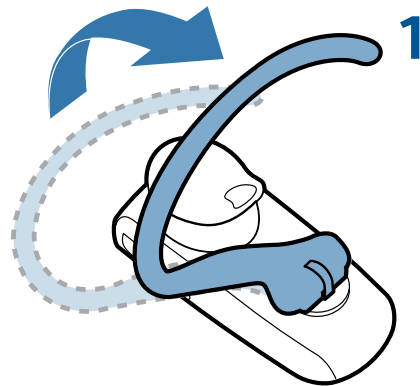
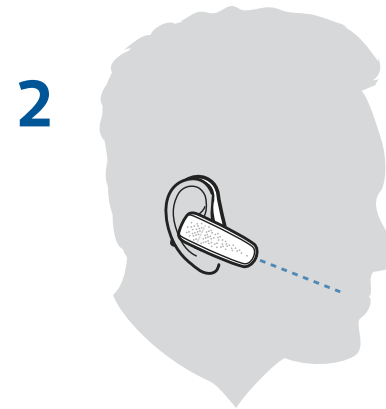
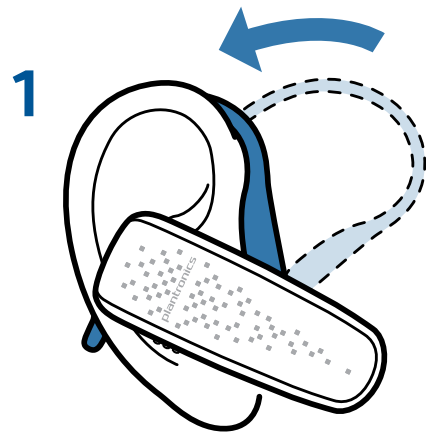
If phone asks for a passcode, enter four zeros (0000). You may see **** on screen.

Some phones also ask to confirm headset connection after pairing.

Headset LED will stop flashing red/blue once successfully paired/connected.

You can now make a call using your phone's keypad or voice-dialing feature.

FIT EITHER EAR



TIPS

Stay Near Your Phone

Bluetooth has a working “range” of up to 33 feet between the phone and headset before audio degrades and the connection is lost.

Know How to Reconnect

Your headset tries to reconnect a lost connection. If it can't, then tap the Call button once or manually reconnect via the phone's Bluetooth device menu.

Listen to the Voice

This headset automatically announces various status alerts, including:

- Power on/off
- Battery high, medium, low or recharge
- Pairing in process, successful or incomplete
- Connected or lost connection [to phone]

Listen to Music and More (M50 series only)

If your phone also has the Bluetooth “A2DP” stereo music feature, then your music, podcasts, favorite internet radio and other streaming audio can be heard through this headset.

Use Multipoint One Call at a Time

Once you have activated multipoint and paired your two phones, it's easy to answer calls from either phone.

When already on a call, you will hear a ringtone notification of the incoming call from the second paired phone.

To answer a second call from the other phone, you must end the current call (tap Call button) so new call automatically answers.

If you choose not to answer the second call, it will go to voicemail.

SPECIFICATIONS

Talk Time	Up to 11 hours
Standby Time	Up to 16 days
Operating Distance (Range)	Up to 33 feet (10 meters), Class II
Headset Weight	11.5 grams
Charge Connector	Micro USB charging
Battery Type	Rechargeable non-replaceable lithium ion polymer
Charge Time (Maximum)	2 hours for full
Power Requirements	5V DC – 180mA
Bluetooth Version	Bluetooth v3.0
Bluetooth Profiles	Hands-Free (HFP) Profile 1.5 and Headset (HSP) Profile 1.1 (M50: Advanced Audio Distribution Profile A2DP)
Operating Temperature	32°F - 104°F (0 - 40°C)
Storage Temperature	32°F - 104°F (0 - 40°C)
Charging Temperature	32°F - 104°F (0 - 40°C)

NEED MORE HELP?

Don't return to the store - call our friendly customer support team at 1-866-363-2583 (USA) or visit plantronics.com/support for local numbers outside the US.

© 2011 Plantronics, Inc. All Rights Reserved. Bluetooth is a registered trademark of Bluetooth SIG, Inc. and any use by Plantronics is under license. All other trademarks are the property of their respective owners.
U.S. Patents Pending. 85844-06 (8-11) EN-US



Z109
N10687