

# RIG 4VR

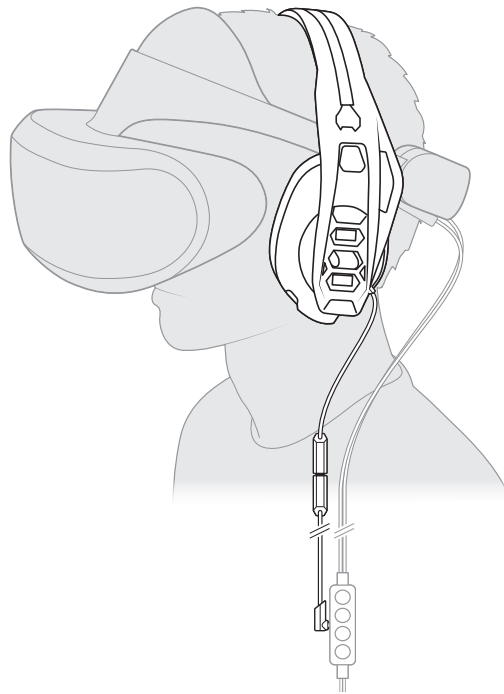
User Guide

# Contents

Overview	3
Be safe	3
Setup and basics	4
Assemble headset	4
Connect to PlayStation VR	4
Connect to devices	5
Setup PS4	5
Mute	5
Support	7

# Overview

Fit your headset over PlayStation®VR and plug the 3.5 mm connector into the inline controller.



Be safe

Please read the safety guide for important safety, charging, battery and regulatory information before using your new headset.

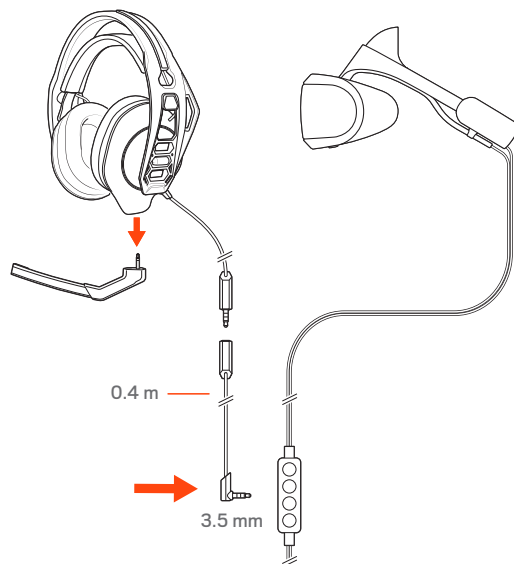
# Setup and basics

## Assemble headset

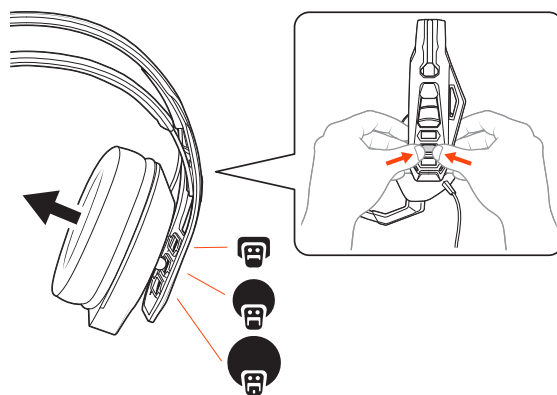
Your headset components easily snap into the headset frame to configure the best fit and sound.

- 1 Follow the diagram to put your headset together.

**NOTE** Remove the boom when using the headset with PlayStation VR.

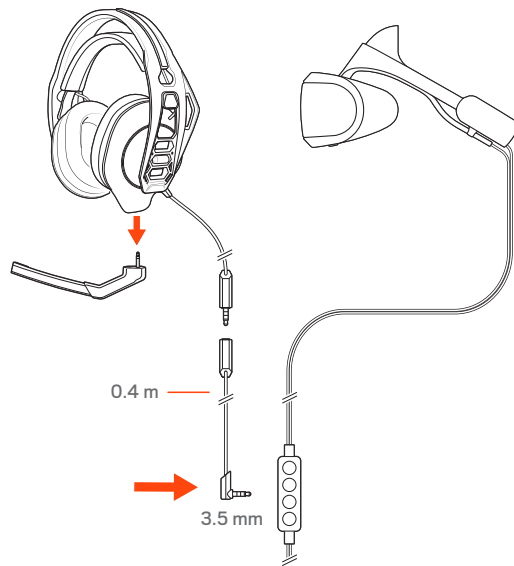


- 2 The headband adjusts to three sizes (small, medium, large) by moving the earcups. To remove an earcup, press the earcup to detach it from the headband.



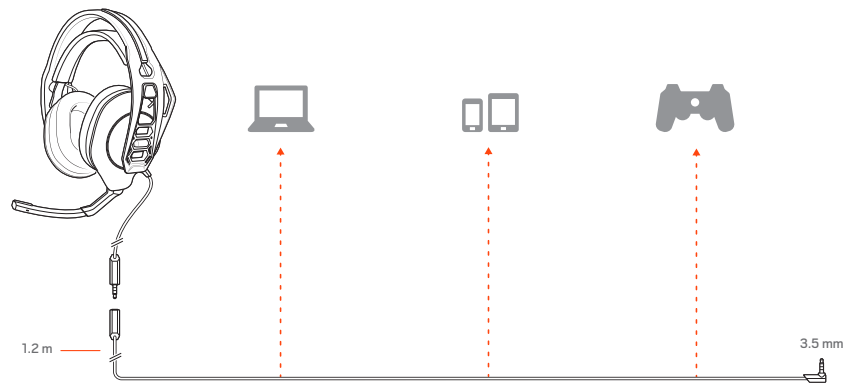
## Connect to PlayStation VR

Attach the headset jack to the 0.4 m cord and plug the 3.5 mm connector into PlayStation VR's inline controller.



Connect to devices

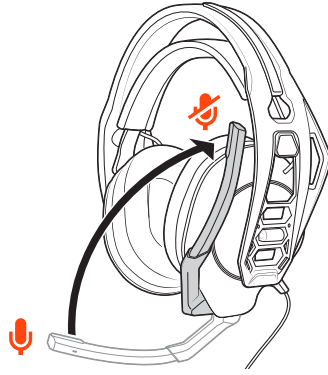
Attach the headset jack to the 1.2 m cord and plug the cord's 3.5 mm connector into the device.



**NOTE** Laptop, tablet and mobile device compatibility and use with these devices is not tested nor endorsed by Sony Interactive Entertainment Europe.

- Setup PS4
- 1 To setup your headset for PS4, first go to **Settings > Devices > Audio Devices > Output to Headphones > All Audio**
  - 2 For system volume control, go to **Settings > Devices > Audio Devices > Output to headphones > Volume Control**

Mute Lift the boom to a full stop to mute the microphone.



**CAUTION** *Do not force the boom past its upper or lower limits.*

# Support

---

<b>EN</b> 0800 410014	<b>FI</b> 0800 117095	<b>NO</b> 80011336
<b>AR</b> +44 (0)1793 842443*	<b>FR</b> 0800 945770	<b>PL</b> +44 (0)1793 842443*
<b>CS</b> +44 (0)1793 842443*	<b>GA</b> 1800 551 896	<b>PT</b> 800 84 45 17
<b>DA</b> 80 88 46 10	<b>HE</b> +44 (0)1793 842443*	<b>RO</b> +44 (0)1793 842443*
<b>DE</b> Deutschland 0800 9323 400 Österreich 0800 242 500 Schweiz 0800 932 340	<b>HU</b> +44 (0)1793 842443*	<b>RU</b> 8-800-100-64-14 +44 (0)1793 842443*
<b>EL</b> +44 (0)1793 842443*	<b>IT</b> 800 950934	<b>SV</b> 0200 21 46 81
<b>ES</b> 900 803 666	<b>NL</b> NL 0800 7526876 BE 0800 39202 LUX 800 24870	<b>TR</b> +44 (0)1793 842443*

---

*\*Support in English*

For warranty details, go to [plantronics.com/warranty](http://plantronics.com/warranty).

## NEED MORE HELP?

[plantronics.com/support](http://plantronics.com/support)

**plantronics®**  
Simply Smarter Communications™

**Plantronics, Inc.**  
345 Encinal Street  
Santa Cruz, CA 95060  
United States

**Plantronics B.V.**  
Scorpius 171  
2132 LR Hoofddorp  
Netherlands

© 2017 Plantronics, Inc. Plantronics and RIG are trademarks of Plantronics, Inc. registered in the US and other countries. "PlayStation" and "DUALSHOCK" are registered trademarks of Sony Interactive Entertainment Inc. All rights reserved. All other trademarks are the property of their respective owners.

Patents: US D766,206

207796-06 (01.17)